

As the recognized leader in Colposcope optics Leisegang offers a family of Colposcopes that meets the clinical and budgetary needs of every clinician.

That's why more physicians and clinics have made their Leisegang Colposcopes their first choice.

- German precision optics for precise clarity
- Binocular convergent optics for true stereoscopic visualization
- Three step magnification setting for a dynamic range of detail and 3D visualization



Model 3MV

comes with bright LED lighting and integrated PAL Camera with either USB or Y/C interface for direct Monitor connection



LEISEGANG offers unparalleled precision, uncompromising quality and value

SHORT VIEW COLPOSCOPE MODEL 3MV




also available as MODEL 3MVW with 45° inclined view

Comes with integrated PAL Camera with either
USB or Y/C interface for direct Monitor connection

Magnification	Field of view	Depth of field	Resolution
7.5/15/30X	ø 46/23/11.5 mm	10/6/3 mm	27/55/64 lines/mm
Focus drive	Height drive	Inclining	Correction of ametropia
40 mm (± 20 mm)	80 mm (± 40 mm)	60°	+7 to -7 diopters
Illumination	LED Lifetime	Brightness in 300 mm	Filter
18W LED Lighting	>> 20.000 h	20.000 to 45.000 lx	Green (not at W-models)


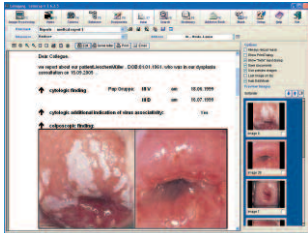


ACCESSORIES

STANDs

		LEISEGANG's Recommendation
Upright	SWING	Balance-o-Matic
Light and moveable but rigid	Moveable	Moveable Zero Force movement in height adjustment
No Chair mounting	Chair mounting	Chair mounting
Light roller base	Heavy spider base	Heavy spider base
		

ADAPTABLE EQUIPMENT

Every Leisegang Colposcope can be upgraded with a Video adapter and Camera and Micromanipulator

Integrated PAL-Camera with USB or Y/C Interface	Use LeiseCap Image and Patient management system	Micromanipulator for Laser Surgery	Adaption of Richard WOLF HD camera systems is adaptable
			 spirit of excellence

For further information please look at Leisegang main catalogue or contact Leisegang directly